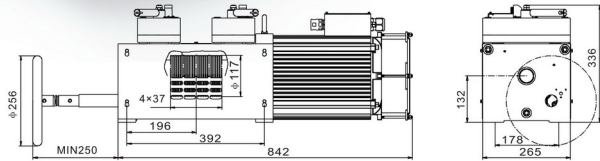



passenger elevator purpose tractor

**GDB-132-1000**

Load: 1000kg  
Voltage: 380V  
Suspension: 2:1  
Center height: 132mm  
Item weight: 180kg  
Max. static load: 3000kg  
Brake: DC198V 2\*0.38A



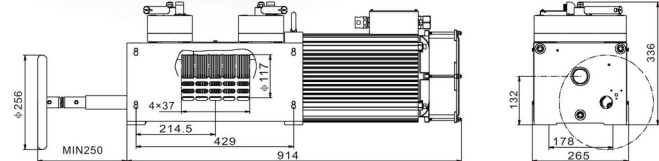

Spec.	Load kg	Lift speed m/s	Rated power kw	Rated frequency Hz	Rated speed r/min	Sheave dia. mm	Traction belt qty	INS. class	IP code	Cooling type	Brake
GDB132-1000-10-34	1000	1	6.7	32.6	326	117	4	F	IP44	T<65°C natural, T≥65°C Fan cooling	block
GDB132-1000-16-34	1000	1.6	10.7	52.2	522	117	4	F	IP44	T<65°C natural, T≥65°C Fan cooling	block
GDB132-1000-20-34	1000	2	13.4	65.3	653	117	4	F	IP44	T<65°C natural, T≥65°C Fan cooling	block
GDB132-1000-25-34	1000	2.5	16.8	81.6	816	117	4	F	IP44	T<65°C natural, T≥65°C Fan cooling	block
GDB132-1000-30-34	1000	3	20.1	97.9	979	117	4	F	IP44	T<65°C natural, T≥65°C Fan cooling	block

this tractor need to use purposed traction belt,belt lock, guide pulley

passenger elevator purpose tractor

**GDB-132-1250**

Load: 1250kg  
Voltage: 380V  
Suspension: 2:1  
Center height: 132mm  
Item weight: 190kg  
Max. static load: 3000kg  
Brake: DC198V 2\*0.38A



Spec.	Load kg	Lift speed m/s	Rated power kw	Rated frequency Hz	Rated speed r/min	Sheave dia. mm	Traction belt qty	INS. class	IP code	Cooling type	Brake
GDB132-1250-10-34	1250	1	8.4	32.6	326	117	5	F	IP44	T<65°C natural, T≥65°C Fan cooling	block
GDB132-1250-16-34	1250	1.6	13.4	52.2	522	117	5	F	IP44	T<65°C natural, T≥65°C Fan cooling	block
GDB132-1250-20-34	1250	2	16.8	65.3	653	117	5	F	IP44	T<65°C natural, T≥65°C Fan cooling	block
GDB132-1250-25-34	1250	2.5	21	81.6	816	117	5	F	IP44	T<65°C natural, T≥65°C Fan cooling	block
GDB132-1250-30-34	1250	3	25.2	97.9	979	117	5	F	IP44	T<65°C natural, T≥65°C Fan cooling	block

this tractor need to use purposed traction belt,belt lock, guide pulley